



LITCHFIELD MARCHING DRAGONS

PARENT HANDBOOK

Welcome to the 2021 Marching Dragon summer season!

This year's parent handbook will incorporate information you will need for the upcoming season. The goal is to provide you with important information up front, so you can plan accordingly for the season.

Included are:

1. Fees associated with Marching Band
2. Uniform guidelines – band & colorguard
3. Chaperone guidelines
4. Band Camp
5. Summer parade schedule (a parade packet with maps and more information will be available at band camp)
6. Tentative dates of summer trip
7. Expectations of parents and students

Band website: www.litchfieldband.com

Band email: dceasar@isd465.org

P.O. Box 344, Litchfield, MN 55355

Fees for the 2021 marching season

- Activity fee: \$95.00 - *payable to Litchfield High School*

Payable to Band Boosters:

For Band and Honor Guard:

- **Band Camp: \$65.00**
- Band shoes: \$20.00
- Two T-Shirts: \$15.00
- Garment bag: \$10.00
- Uniform maintenance: \$10.00
- Gloves: \$5.00

Band members also need black socks that rise up to at least mid-calf with no writing or decoration on them. NO ankle socks! Parents must purchase socks on their own.

For Color Guard:

- Band Camp: \$65.00
- Color guard costume: cost to be determined
- Color guard shoes \$22.00
- Two T-Shirts: \$15.00
- Garment bag: \$10.00

Optional items

- Summer trip Kansas City: approximately \$425.00 (half of the payment is due at Uniform Night; the remaining amount is due on the first day of band camp)

* Prices are subject to change.

** We do not want a student not to participate in marching band because of the cost. We have done some fundraising for scholarships to help cover part or all of the cost for those students who cannot afford to pay marching band fees. Please talk to the band director privately to make arrangements. We do not offer scholarship funds to pay for the band trip. We also cannot offer scholarship funds to pay for the LHS activity fee; please talk to the activities director regarding that payment.

Uniform guidelines

In order to keep our band uniforms in good condition, please follow these guidelines:

1. Pant length – Band Boosters will arrange for each student’s pants to be hemmed, if necessary. These uniforms cannot be hemmed in the traditional way so please NEVER hem them on your own.

2. Garment bags - Uniforms must be hung in a cloth garment bag, on the hanger that they are issued on. Uniforms **CANNOT** be stored in a plastic garment bag. Uniforms tend to be very sweaty after parades; plastic will not allow the fabric to dry completely before the next parade. Band members use the “short” style; color guard members use the “long” style of bag.

3. The only thing allowed to be stored in the garment bag is the uniform. Shoes, socks, T-shirts, etc. cannot be stored in the bottom or back pocket of the bag. These items are usually very sweaty and smelly after parades. We are trying to keep the uniforms in good condition for many years. Also, things in the bottom of the bag can be heavy, causing the bag to rip out from the bottom. Space in the trailers is at a premium - shoes and other items in the bottom, or back pocket of the bag do not allow us to hang as many bags on each rack. Your child must have a separate bag for all other items apart from their uniform. Chaperones will check the garment bags before they are rolled into the trailer at the end of each parade and remove shoes, socks, etc. It’s a good idea to put your child’s name in the shoes.

4. Gloves - Uniforms will be worn with gloves. A limited number are available from chaperones at each parade if students forget to bring their pair. We do not loan out gloves. Once they are worn at a parade, they become the student’s and must be purchased. Gloves need to be kept clean and in good condition. If they are not, the student will be asked to purchase new ones. Any outstanding bill for gloves purchased at parades or on the trip will be sent to the parents at the end of the season or taken out of their band account.

5. Color Guard costumes - Some costumes can be washed using the following procedure:

Turn the costume inside out, place in a pillow case and tie shut. Wash on gentle cycle with 1 tablespoon of detergent. Hang to dry (indoors, not out in the sun – it will fade the material).

The sergeants will tell the Color Guard when to wash their costumes, if they can.

6. Hats - Marching band hats must be stored in the box they come in and placed on the rack in the trailer.

7. Band T-Shirts - Marching band t-shirts are to be worn every time the group leaves town. No student will be allowed to leave the bus after a parade if the band shirt from that year is not worn. We rely on the color and design of the shirt to allow our chaperones to see our students within a crowd. Please remember to bring your band shirt every time.

Band chaperone duties

The band depends on chaperones to help at parades. Please consider volunteering. It's a fun way to get to know the kids and hear great music!

Prior to departure

1. Arrive at Litchfield High School parking lot at least 15 minutes before student call time.
2. Attend a brief instructional meeting with the other chaperones and Band Booster officers for chaperone job assignments and bus assignments.
3. Fill coolers with ice and water at SuperAmerica South on Sibley Avenue South.
4. Pull out racks from trailers so students can load instruments and uniforms onto racks.
5. Load racks back into trailers and secure.
6. Check fanny packs for supplies: bobby pins, comb, hairspray, safety pins, Band-Aids, sunscreen, chapstick, shout wipes, scissors, valve oil, etc. More supplies are in the trailer.
7. Check with officers for other duties.

On the bus

1. Sit in the front of the bus – at least two chaperones per bus.
2. Call off names on your bus list to be sure everyone is there; if students are absent, please make a note of it.
3. Students may bring DVDs (PG or PG-13 only) to watch on the bus system.

Arrival at parade, prior to marching

1. Unload trailers of instruments, uniform racks, color guard flags/decorations.
2. Set up tables and serve water.
3. Encourage students to be responsible for personal grooming, garbage pick-up, and respect for property.
4. Most of the girls will dress on the buses; ask all male chaperones and bus drivers to stay off the buses at that time.
5. Distribute plumes.
6. Help color guard with make-up and hair if needed.
7. As band members are warming up, secure students' long hair under hats with bobby pins and hairspray.
9. Review appearance of students while they are practicing - that they have their gloves, shoes are tied, etc.

During the parade

1. You will be given a position for walking with the band. Mr. Ceasar will say how often the band should be watered, based on how many times the band performs in a parade. However, if a student asks for water, let them have some.
2. Watch your group closely for signs of overheating or other injury. If a student cannot continue marching, please pull them out and off to the side of the street – preferably in a shady, grassy area. Let one of the officers know, if possible. For overheating, have the student lie down, open their jacket, and take off their shoes and socks. Give them water. Parade officials have first responders available, if needed.
3. Try to stay off the street as much as possible – especially in the judging area. You may kneel down off to the side while the band is being judged and catch up after they have completed their show. Be careful not to obstruct the view of parade watchers.

After the band is done marching

1. Set up water tables and encourage all students to drink.
2. Collect plumes and put them away carefully to minimize damage.
3. Make sure uniforms are neatly hung on racks. Be sure no other items are in the garment bag – socks, T-shirts, shoes, gloves, etc. If things are in the bag, take them out.
4. Help load instruments on to the racks.
5. Load racks, tables, garbage cans into trailers and secure.
6. Check area for garbage, instruments, uniforms etc., and place on the trailers.
7. Attend the awards ceremony.
8. Board the bus, and call roll again. Everyone who came on your bus should ride home on your bus. A student needs to give you a written, dated, signed note if they are riding home with their parents. They may only ride home with their parents.

Arrival at the LHS parking lot

1. Pass a garbage bag around the bus for students to throw their garbage in. At least one chaperone on each bus should stay on the bus after the kids exit to check for any forgotten items and pick up any mess before buses leave the parking lot.
2. Remaining chaperones should help unload trailers so students can get their instrument and uniform.
3. Empty water coolers, leave lids off to dry, and put them back in the trailer.
3. Bring garbage to school garbage cans.
4. Check with Booster Officers if anything else needs to be done before you leave.

Mark your calendar

April-May: Marching band practice - Students/parents, see the monthly Marching Dragon calendars for a schedule of sectional and whole band practices.

Drumline and Colorguard members will receive an additional schedule sheet of rehearsal times to be aware of. Also, check out the band website for information that might change and or be revised, www.litchfieldband.com, click on the marching band tab.

Sunday, April 25: Uniform Night - Students AND at least one parent MUST attend this night. Students are fitted for a uniform, hat, gloves, and shoes; and fees need to be paid. Students are scheduled to come based on the grade they are in. From 4-5 p.m. will be 11th- and 12th-graders; 5-6 p.m. are 10th-graders; 6-7 p.m. are ninth-graders; 7-8 p.m. are eighth-graders. Younger siblings who are marching can come with an older sibling at their time. Bring your student's completed medical form.

Monday, May 31: Memorial Day - All Marching Band members must be at the high school band room by 8:00 a.m. for rehearsal and to march to Central Park. This is your first chance to get it down, so be at your best. You will be done by 11:00 a.m. Come to the high school DRESSED for the parade IN YOUR UNIFORM.

May 24 - June 7: M&M Week - Music and Marching Basics, 5:00 to 8:00 p.m. at the high school. We will put our show on the street for the first time and learn our marching. **Music should be memorized** and ready to play for your section leader.

June 9-11: Band Camp - Band camp begins. See later in this handbook the schedule, what to pack, etc. These three days will be dedicated to perfecting our show.

**You must be at these rehearsals.
For without you, we cannot be our best.**

**Work hard color guard, honor guard, percussion and sections.
You will make a big difference if you are at practice working hard,
with positive team concepts, and a caring and winning attitude.**

A special thank you to all parents/guardians for your involvement with the Litchfield Marching Band program. Without each of you, our program could not continue to be successful. We look forward to a great summer. Enjoy watching and cheering as we take to the streets for the 2020 season.

2021 Parade Schedule

May 31 - Memorial Day: Call time @ 8:00 a.m., parade time: 9:15 a.m.

June 10 - Sneak Peek, Band Camp preview show: 7:00 p.m.

June 13 - Albertville: Depart @ 10:00 a.m., parade time: 12:30 p.m.

June 14 - Benson: Depart @ 3:30 p.m., parade time: 6:30 p.m.

June 15 - Litchfield Parade Of Bands: 5:00 p.m., show 6:00 p.m.

June 16 - Montevideo: Depart @ 3:00 p.m., parade time: 6:00 p.m.

June 17 - Paynesville: Depart @ 4:45 p.m., parade time: 7:00 p.m.

June 19 - Montevideo Fiesta Days: Depart @ 8:30 a.m., parade time: 11:00 a.m.

June 20 - Hutchinson: Depart @ 11:00 a.m., parade time: 1:00 p.m.

June 26 - Glencoe Exhibition: Depart @ 9:00 a.m., parade time 11:00 a.m.

June 26 - Eden Valley Exhibition: Depart @ 4:30 p.m., parade time 6:00 p.m.

June 27 - Lake City: Depart @ 9:00 am, Parade time: 2:00 pm

Kansas City, Branson (tentatively set for July 2 - July 6)

July 10 - Litchfield Watercade*: Meet at High School at 5:30 p.m.

**Uniforms are to be turned in after this parade.*

Parade depart times

Depart times are typically calculated using drive time and warm-up before the start time of the parade. Some variations do occur in both directions, determined by distance of parade and parade placement. Call time for students and chaperones will be prior to the departure time. These times are subject to change, so please pay attention to last-minute notifications.

Practices

Practices sometimes are held on mornings between parades from 7:00 to 10:00 a.m., depending on the amount of practice needed. Summer School students and Driver's Training students are released from band practice early to attend these events. Rehearsals will proceed even on rainy days.

WE ARE GOING TO ROCK!

Litchfield Parade of Bands - June 15

This is our second year of what is one of the best “bands only” parade in the state. Our community members will have a chance to support us, and we will provide them with entertainment from not only our hometown band but others from around the state. This event will replace our annual Pie in the Park event, so encourage friends and family to come on June 15!

Group Pictures: (Section and Individuals) are taken this day, location **TBD** and will be organized by the section leaders.

For example (times might change):

- 1:20 - Low Brass & Trombones
- 1:40 - Flutes & Trumpets
- 2:00 - Drumline
- 2:20 - Alto Saxes and Mellos - Tenor Saxes
- 2:40 - Clarinets and Honor Guard/Props
- 3:00 - Color Guard

If you would like pictures taken this year for individual photos, Country Gallery envelopes will be handed out to all students the week of Parade of Bands. The Full Group Photo will be taken by Dan Gelle and will be available in digital format by the end of the season.

4:00 pm Call time for full group picture on the LHS football field

Important notes

- **Grades matter** - Students who fail a spring quarter class are not allowed to march until the school permits it. Students who fail will be allowed to march, if they are able to get a passing grade through a summer school program such as what Dassel-Cokato Schools offer.
- **Medical forms need to be returned to the Drum Major no later than Sunday, April 25** (Uniform Night). Students will not be allowed to march without this form on file.
- **Marching band fees** - All fees must be paid in full by the first day of band camp. Your LHS student activity fee must be paid to the LHS office. All marching band fees and band camp fees must be paid to the Band Boosters.
- **Band trip payment** - Half of the band trip cost must be paid at Uniform Night. The remaining amount must be paid by the first day of band camp. **Any deposits or payments made toward a band trip are non-refundable.** We need to make plans based on the number of students going on the trip; and we must pay for many trip costs upfront.

- **Rested, fed and hydrated** - Make sure that your son/daughter has had plenty of rest, eaten well and drinks plenty of fluids **before** practices and especially **before** parades. Hot, humid days will make this even more important! Students should bring water to practices and parades.

Band Camp

Band camp will run the same way it has in the past and will be just as fun, if not more. All remaining fees must be paid by the start of band camp. If your student will be going on the band trip, the cost of the trip must be paid in full by the start of band camp, as well.

This year's camp will be:

- June 9-11 (Wednesday - Friday) at Litchfield High School
- Check in: 9:00 a.m.

Things you need to know:

1. Students will not be able to go home or go out at night during camp. We have activities planned for students from the time they arrive until the time camp ends.
2. Students will be outside a lot to practice. Please bring - and use - sunscreen and wear clothes appropriate for sun and rain.
3. We will be eating, sleeping, cleaning and everything else here, so students should bring whatever they need for two days (see list below).
4. The second night of Band Camp, we will have our "Sneak Peek dress rehearsal," for the public. We will wear our full uniforms as a way to get our "pre-parade" routine in order. The band will run the show around the big block of the high school using the local streets, which will be open for the public to view.
5. Night activities have been planned that include swimming, movies, and more. Be prepared for anything.

What to bring:

Since we will be here at the school, parents can bring up anything that students forget. However, try to remember the basics:

- Band uniform in garment bag/gloves/shoes/black socks (for Sneak Peek)
- Your music and instrument
- Clothes for marching (shorts, T-shirts, sweatpants, sweatshirts/light jacket)
- Tennis shoes/comfortable closed-toe shoes
- Plenty of socks
- Baseball cap, sunglasses
- Sunscreen, Chapstick
- Water bottle



- Most importantly, a good attitude!

Band Camp schedule

Band Camp is a time when the entire band is singularly focused on the goal of becoming a competitive unit on the summer circuit. We use the Litchfield High School campus and bring in additional music staff to help with teaching and critique of the group. Below is a tentative schedule of events for the three days.

Wednesday, June 9

Check in/move into site 8:30 a.m.

Rehearsal 9:00 a.m. - noon

Lunch break


Rehearsal 1:15 - 5 p.m.

Sectionals 1:15 - 2 p.m.


Full group 2:00-5:00 p.m.

Dinner/break 5:00 p.m. - 6:30 p.m.

Full group rehearsal 6:30 p.m.- 8:00 p.m.



Thursday, June 10



Rehearsal 9:00 - noon

Full group warm-up 8:00 - 9:30 a.m.

Sectionals 9:30 - 10:00 a.m.

Full group rehearsal 10:00 a.m. - noon

Lunch break Noon - 1:15 p.m.

Rehearsal 1:15 - 5 p.m.


Sectionals 1:15 - 2:00 p.m.

Full Group 2:00 - 5:00 p.m.


Dinner/break 5:00pm - 6:30 p.m.

Full Group Dress Rehearsal 6:30 - 8:00 p.m.

Evening Activity 8:30 - 11:00 p.m.



Friday, June 11



Full Group Rehearsal 9:00 a.m. - noon
Parade packets will be handed out at the conclusion of band camp.
Please plan to pick up your student(s) at noon if they don't have a car.

What to expect for Parade Days:

- **Parade Day Call Times** - The call time for parade days is 30 minutes before the depart time unless otherwise changed by the director. Some pre-departure meetings will happen on days when judges' comments will be evaluated as a group for deeper learning. Those changes of call time will be announced on the trip home from the previous event and will be followed up with a Remind text.
- **Traveling on the bus** - Our trips out of town will be on Motorcoach buses equipped with Air-conditioning and bathrooms. While on the bus you have a need for something urgent, please ask the bus chaperones for help.
- **Rested, fed and hydrated** - Some of our band trips are a few hours away and happen between meal times. It is advisable to bring a small cooler or bag with snacks and/or food to eat while traveling before and after the parade. Water will be provided after the parade, however, bringing bottled water or fluids with you on the bus is advised.
- DVD's/Movies to watch on the trip is allowed but the rating on the movie played must be PG-13 or less. Discretion will be used by the Chaperone to stop or not allow movies to be played.
- **Parents Bring Students Home:** Parents are more than welcome to bring their student home after the parade but will need to provide a written note releasing them from the care of the bus chaperone and must be present to pick them up from the bus. (We can not release students to go find any parents in a different location)

2021 Parade Schedule

June 13 - Albertville: Depart @ 10:00 a.m., parade time: 12:30 p.m.

June 14 - Benson: Depart @ 3:30 p.m., parade time: 6:30 p.m.

June 15 - Litchfield Parade Of Bands: 5:00 p.m., show 6:00 p.m.

June 16 - Montevideo: Depart @ 3:00 p.m., parade time: 6:00 p.m.

June 17 - Paynesville: Depart @ 4:45 p.m., parade time: 7:00 p.m.

June 19 - Montevideo Fiesta Days: Depart @ 8:30 a.m., parade time: 11:00 a.m.

June 20 - Hutchinson: Depart @ 11:00 a.m., parade time: 1:00 p.m.

June 26 - Glencoe Exhibition: Depart @ 9:00 a.m., parade time 11:00 a.m.

June 26 - Eden Valley Exhibition: Depart @ 4:30 p.m., parade time 6:00 p.m.

June 27 - Lake City: Depart @ 9:00 am, Parade time: 2:00 pm

Kansas City/Branson Trip July 2 -July 6)

July 10 - Litchfield Watercade*: Meet at High School at 5:30 p.m.

**Uniforms are to be turned in after this parade.*